



US00D665973S

(12) **United States Design Patent**
Monteparo et al.

(10) **Patent No.:** **US D665,973 S**

(45) **Date of Patent:** **** *Aug. 28, 2012**

(54) **WING ADORNMENT**

(75) Inventors: **Sandra Monteparo**, Brooklyn, NY (US); **Paulina Reyes**, New York, NY (US); **Sunnie Guglielmo**, Long Island City, NY (US)

(73) Assignee: **Victoria's Secret Stores Brand Management, Inc.**, Reynoldsburg, OH (US)

(*) Notice: This patent is subject to a terminal disclaimer.

(**) Term: **14 Years**

(21) Appl. No.: **29/419,156**

(22) Filed: **Apr. 25, 2012**

(30) **Foreign Application Priority Data**

Feb. 3, 2012 (EM) 001313589-0004

(51) **LOC (9) Cl.** **02-02**

(52) **U.S. Cl.** **D2/741**

(58) **Field of Classification Search** D2/741, D2/853; 2/69; D21/626

See application file for complete search history.

(56) **References Cited**

U.S. PATENT DOCUMENTS

| | | | | | | |
|----------|---|---|---------|-----------|-------|---------|
| 766,613 | A | * | 8/1904 | Greene | | 2/88 |
| D135,086 | S | * | 2/1943 | Raymundo | | D2/856 |
| D137,674 | S | * | 4/1944 | Amspacker | | D11/107 |
| D165,469 | S | * | 12/1951 | Katz | | D21/626 |
| D175,789 | S | * | 10/1955 | Massey | | D5/65 |
| D193,498 | S | * | 9/1962 | Kelley | | D2/853 |
| D237,759 | S | * | 11/1975 | Sebring | | D2/872 |
| D351,493 | S | * | 10/1994 | DeCinque | | D2/741 |
| D386,120 | S | * | 11/1997 | Reynolds | | D11/160 |
| D388,387 | S | * | 12/1997 | Vetter | | D12/182 |
| D453,008 | S | * | 1/2002 | Mihail | | D11/107 |
| D518,120 | S | * | 3/2006 | James | | D21/626 |
| D527,171 | S | * | 8/2006 | Frederick | | D2/862 |

* cited by examiner

Primary Examiner — Rashida Johnson

(74) *Attorney, Agent, or Firm* — Andrus, Scales, Starke & Sawall, LLP

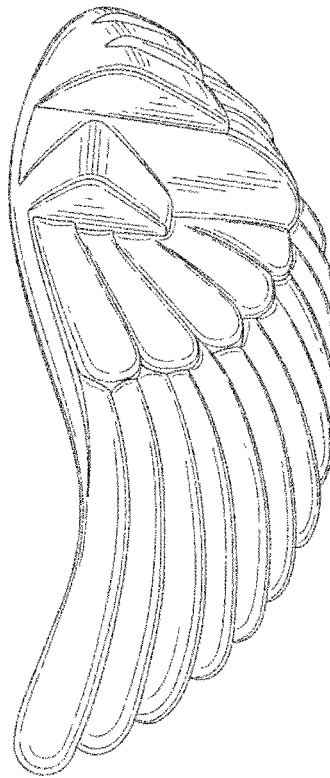
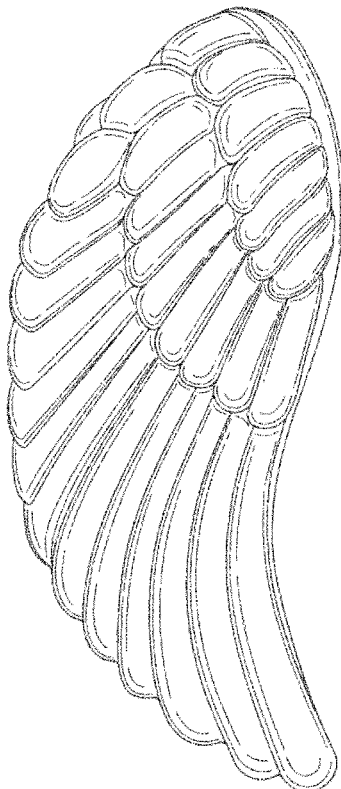
(57) **CLAIM**

The ornamental design for a wing adornment, as shown.

DESCRIPTION

FIG. 1 is a front-left perspective view of a wing adornment; FIG. 2 is a front-right perspective view thereof; FIG. 3 is a rear perspective view thereof; FIG. 4 is a left perspective view thereof; FIG. 5 is a right perspective view thereof; FIG. 6 is a top view thereof; and, FIG. 7 is a bottom view thereof.

1 Claim, 5 Drawing Sheets



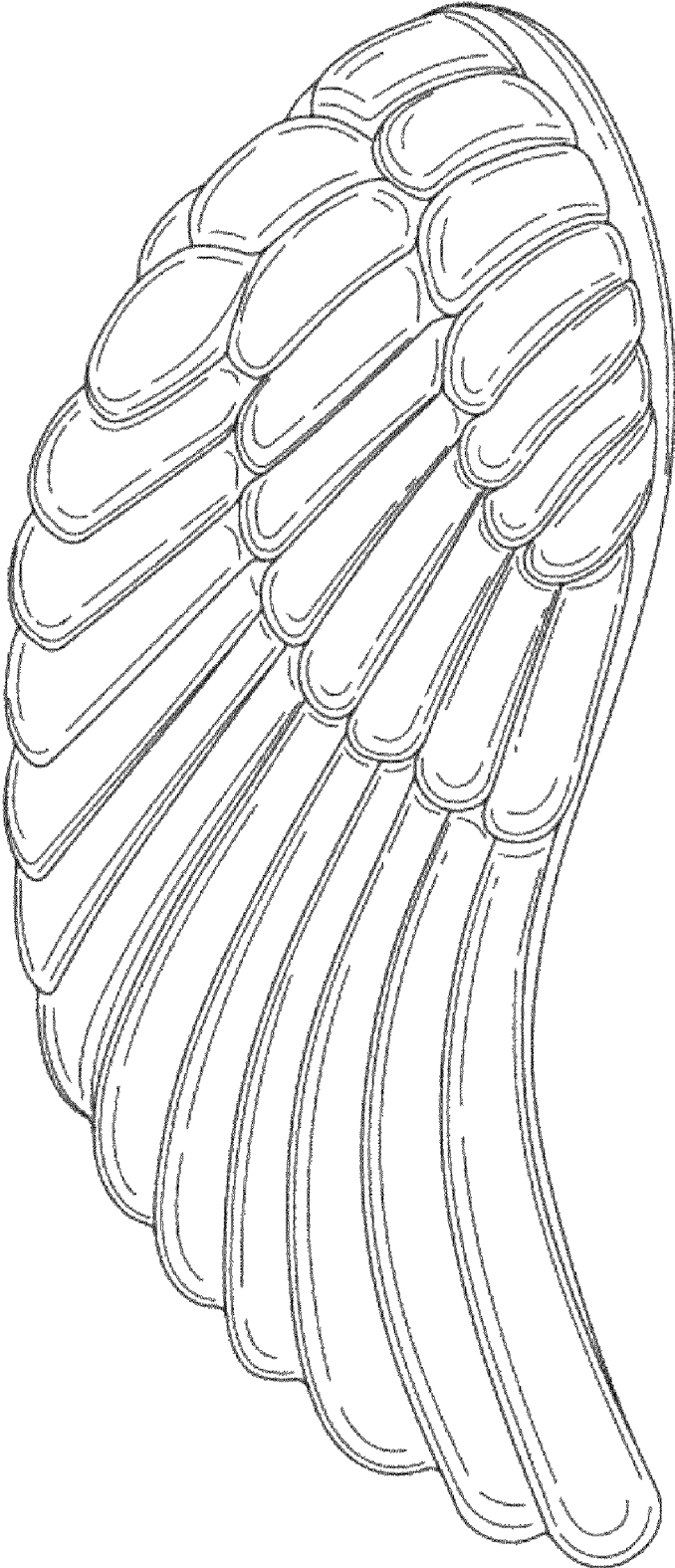


FIG. 1

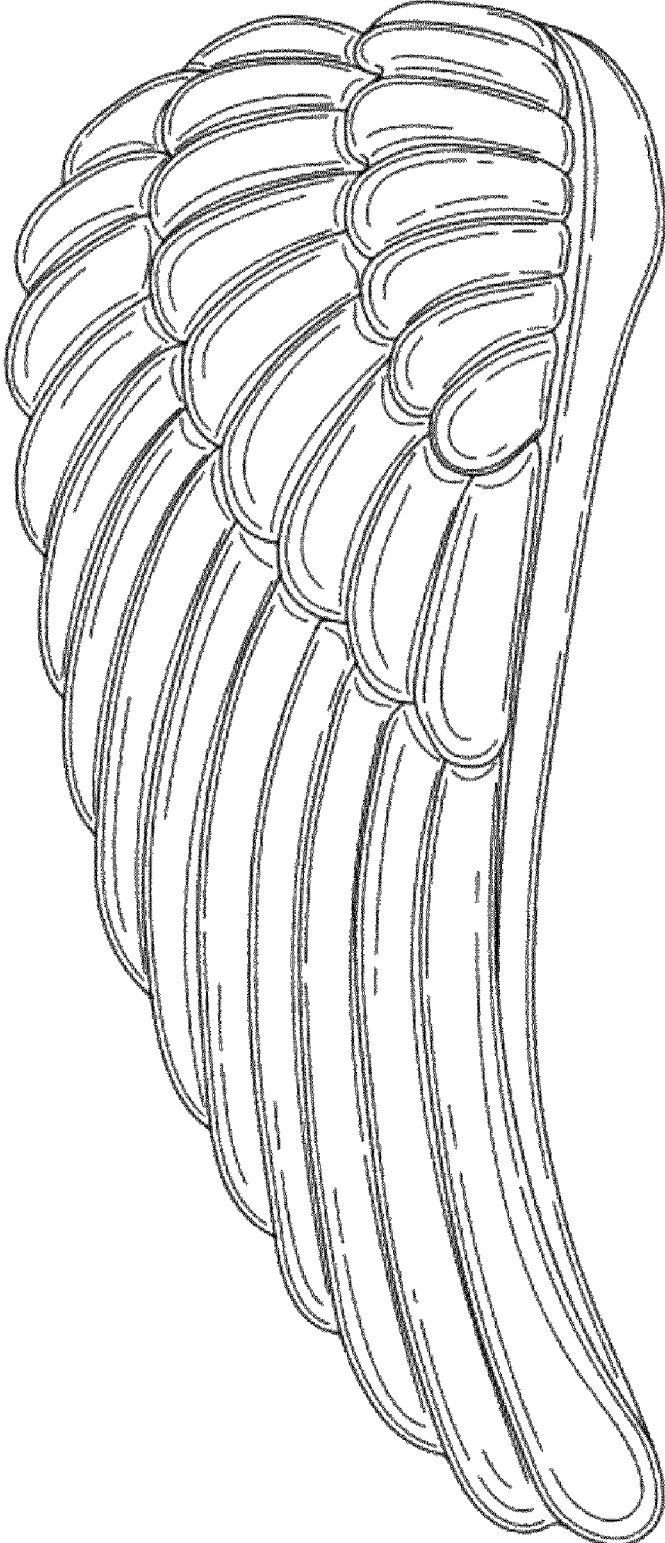


FIG. 2

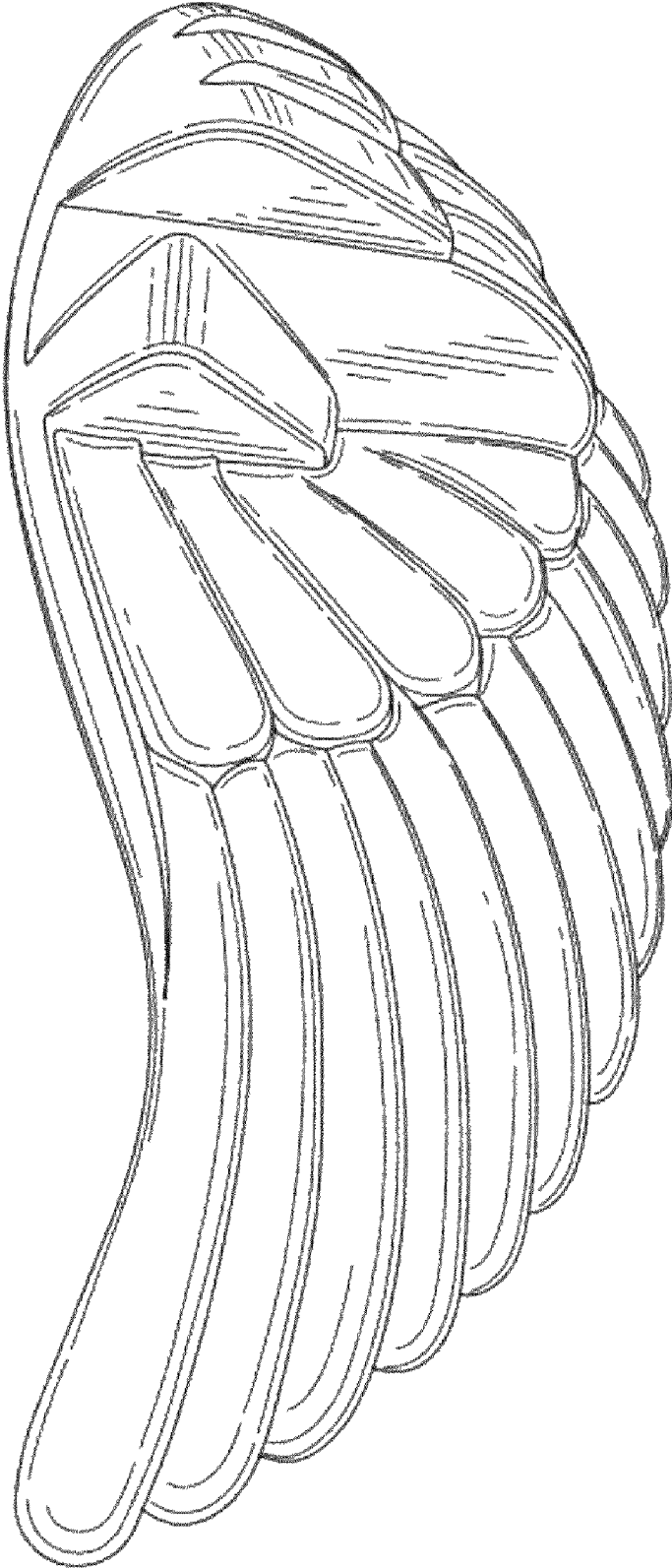


FIG. 3

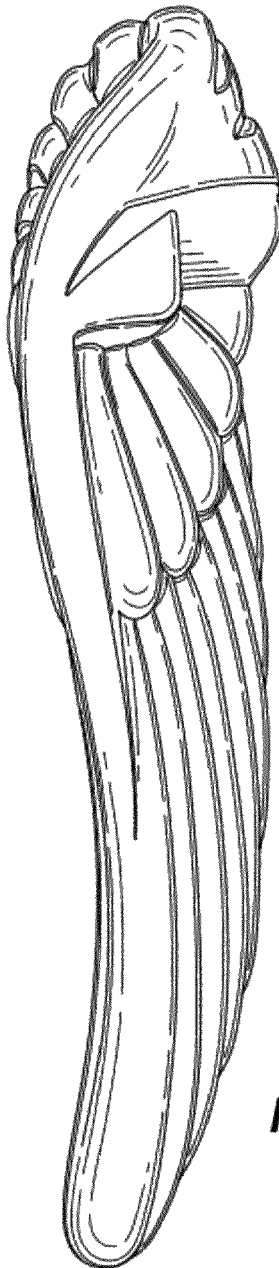


FIG. 5

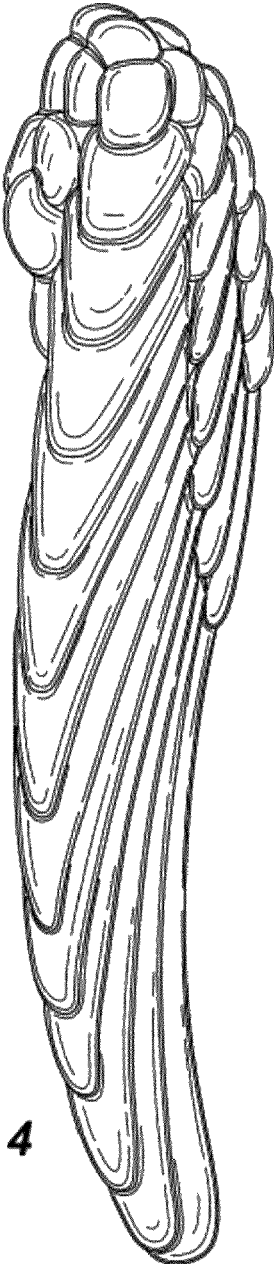


FIG. 4

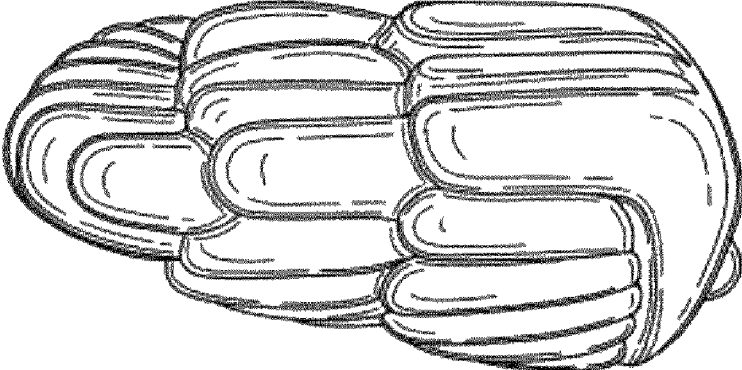


FIG. 6

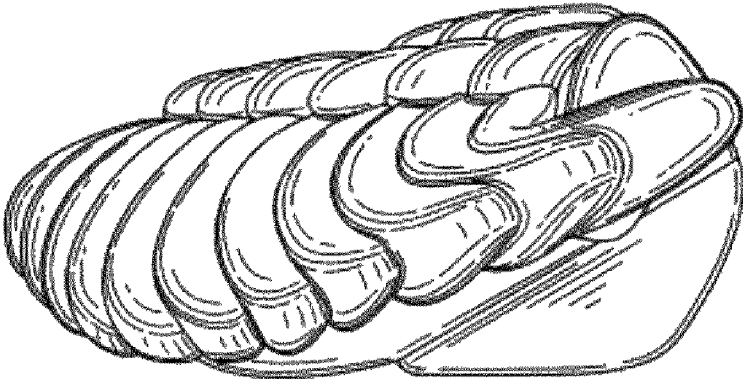


FIG. 7